

Clarinda Community School District



BY THE NUMBERS

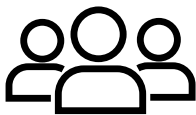
OUR MISSION



The Mission of the Clarinda Community School District is to educate all students to succeed by insuring quality leadership, curriculum, and instruction.

963

K-12 STUDENTS



**4 SECTIONS OF
PK-6**



94%

GRADUATION RATE



**CCSD
STAFF**

- 86** Teachers
- 32** Paraprofessionals
- 5** Admin/Principals
- 1** Superintendent
- 2** Nurses
- 11** Custodians/Maintenance
- 11** Food Service



1655 COMPUTERS
AND IPADS
managed in the district

43



Teachers
with a
Master's
Degree or
Higher

**FOOD
SERVICE**



1100

**815 lunch
285 breakfast**

AVERAGE MEALS SERVED DAILY

7 DAILY BUS ROUTES

1 DAILY VAN ROUTE

1 DAILY SHUTTLE ROUTE



180

Bus miles
driven daily

120

Van miles
driven daily

10

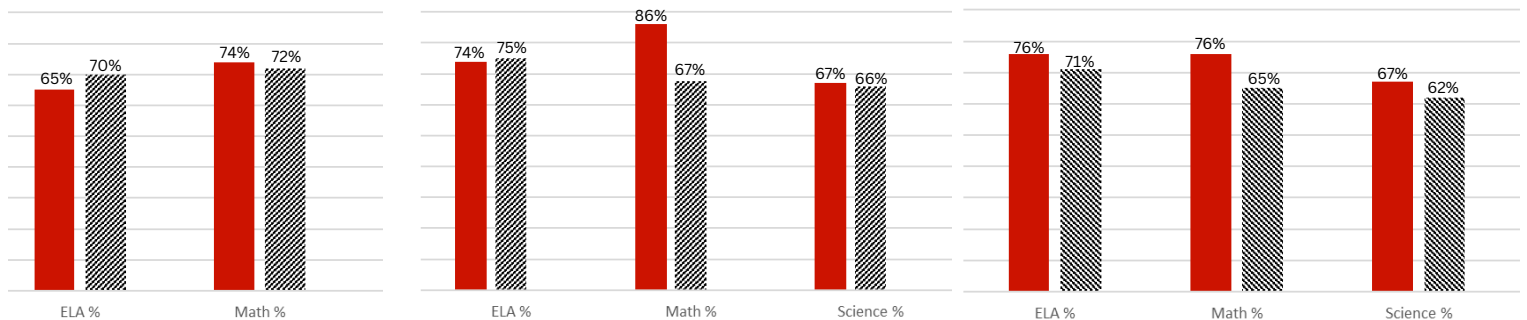
Shuttle miles
driven daily

1 Transportation Director
8 Bus Drivers



ISASP PROFICIENCY (2022-2023)

■ CCSD ▨ STATE



GRADES 3-6

GRADES 7-8

GRADES 9-11

REVIEW OF FUNDS

ANNUAL REVENUE FISCAL YEAR 2022-2023



Only the **SAVE Penny, PPEL, and Debt Service funds** may be used for school construction. It is illegal to spend any of the other funds on school construction.



GENERAL FUND

REVENUES:
\$13,238,929



MANAGEMENT FUND

REVENUES:
\$516,031



STUDENT ACTIVITY FUND

REVENUES:
\$202,126



DEBT SERVICE FUND

REVENUES:
\$0



ENTERPRISE FUND

REVENUES:
\$821,031

EXPENDITURES:
\$13,044,190

- Salaries & benefits
- Supplies & equipment
- Building operations
- Utilities

EXPENDITURES:
\$323,908

- Liability insurance
- Unemployment claims
- Retirement assistance
- Property/auto insurance

EXPENDITURES:
\$239,025

- Co-curricular activities for students only

EXPENDITURES:
\$0

- Pay debts on school infrastructure bonds

EXPENDITURES:
\$856,240

- Food service
- Community Ed

SAVE

STATE PENNY TAX

The penny sales tax that funds SAVE does not raise local taxes and cannot be used for salaries or program needs.

CHECKING BALANCE
\$669,876.90

SAVINGS BALANCE
\$2,427,534.89

CAN BE USED FOR:

- Building Renovations
- Technology
- Transportation
- Equipment > \$500

PPEL

PHYSICAL PLANT & EQUIPMENT LEVY

Used for repairs and maintenance of school buildings along with a range of equipment needs.

CHECKING BALANCE
\$93,870.13

SAVINGS BALANCE
\$107,185.13

CAN BE USED FOR:

- Building Renovations
- Technology
- Transportation
- Equipment > \$500

FY 2023 REVENUE: \$1,371,929

FY 2023 EXPENTITURES: \$1,229,464

FY 2023 REVENUE: \$117,471

FY 2023 EXPENTITURES: \$169,241

CCSD

STAY CONNECTED!



clarinda.k12.ia.us



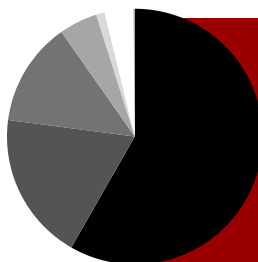
jprivia@clarindacs.org



Clarinda Community School District



(712) 542-5165



- 58.27% Salaries
- 18.80% Benefits
- 13.19% Purchased Services
- 4.86% Supplies
- 1.08% Property
- 3.63% AEE Flowthrough
- 0.17% Misc.

GENERAL FUND EXPENDITURES
\$13,044,189

2022-2023 BUDGET TOTAL EXPENDITURES



FROM SUPERINTENDENT JEFF PRIVIA

Clarinda is an incredible school district in an incredible community. The district has a strong reputation of academic success as evidenced by its high test scores and the number of people that say they moved to Clarinda because of the school district. The staff sets high expectations and works diligently to help students succeed in and outside the classroom. We have so much to be proud of! **Go Cardinals!**